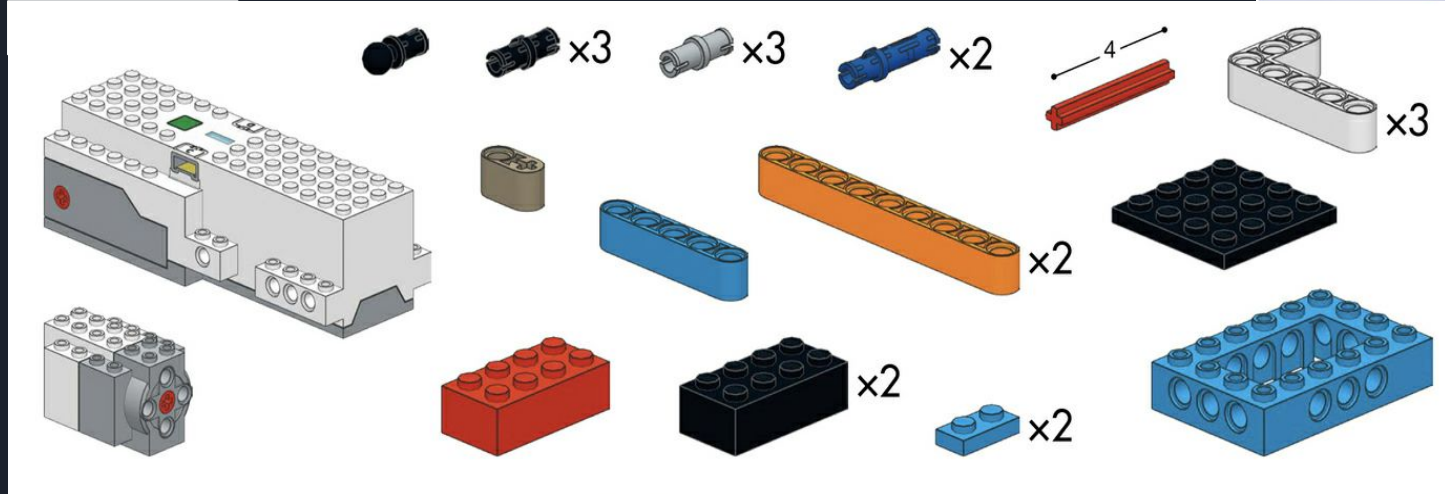





# Lifting Things and Flapping Wings




Using the Interactive Motor  
Part 2

# Lifting Things 1 Building - Part 1



Gather your parts and check out the next slides for building help.

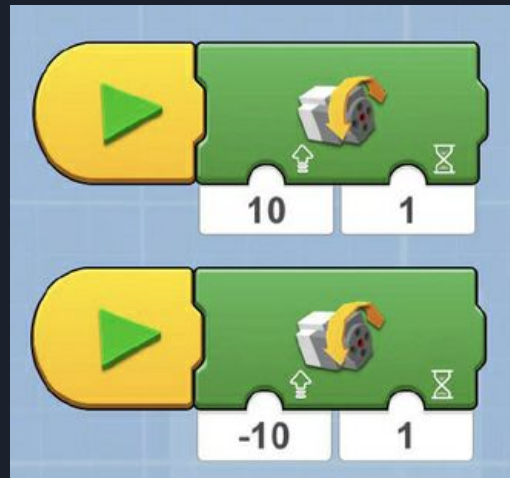

# Lifting Things 1 Building - Part 2




# Lifting Things 1 Programming

Run each sequence of code to see what happens.

What changes would you like to make to customize the movement?




Now it is time to add fun features to your vehicle. 

# Lifting Things 1

## Customizing


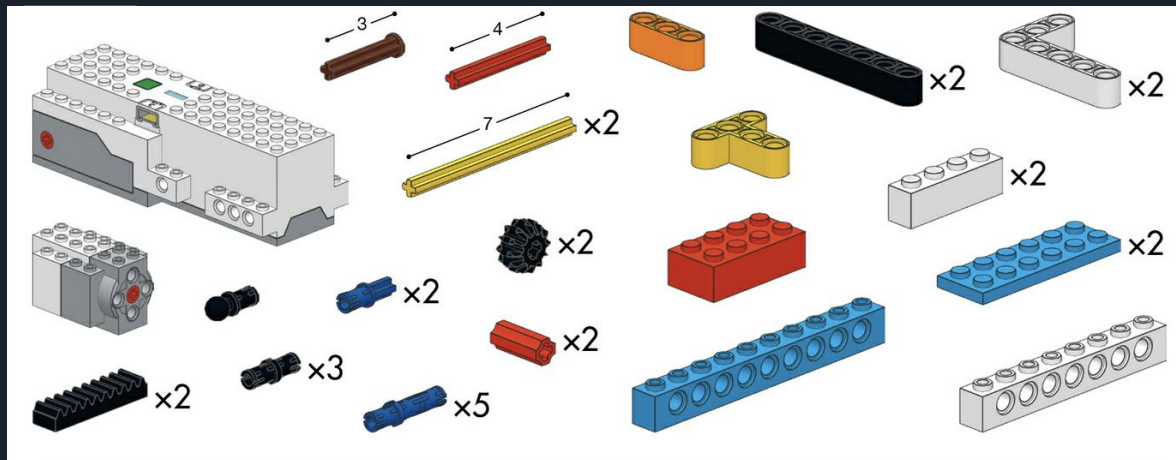
- How can you change the platform to hold more or different items?
- What if you added wheels or tracks to the Move Hub?



Try this or an idea of your own.





When ready, move on to the next build.

# Lifting Things 2 Building - Part 1




Gather your parts and check out the next slides for building help.

# Lifting Things 2 Building - Part 2






# Lifting Things 2 Building - Part 3




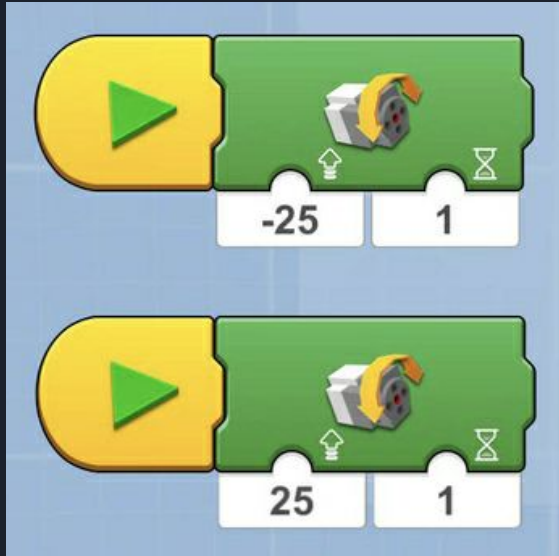


# Lifting Things 2 Building - Part 4



# Lifting Things 2 Programming

- How can you change the platform to hold more or different items?
- What if you added wheels or tracks to the Move Hub?


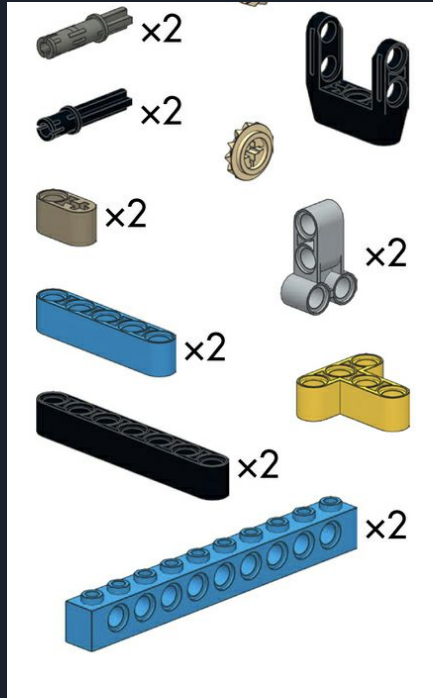
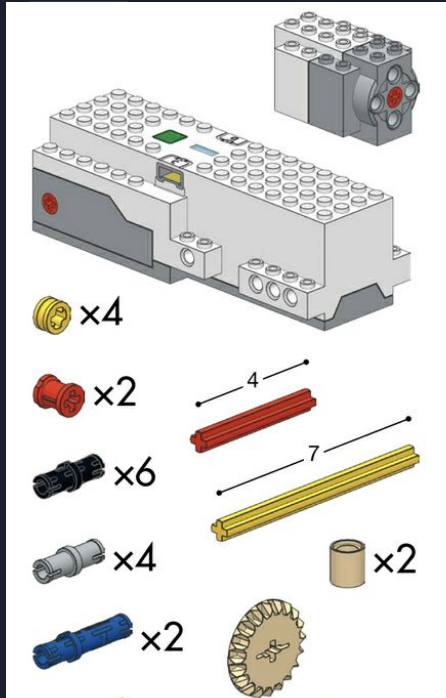


When ready, move on  
to the next build.




# Flapping Wings 1

## Building - Part 1





Gather your parts and check out the next slides for building help.


# Flapping Wings 1 Building - Part 2




# Flapping Wings 1 Building - Part 3



# Flapping Wings 1 Programming



Now it is time to add  
fun features to your  
vehicle. 

# Flapping Wings 1 Customizing

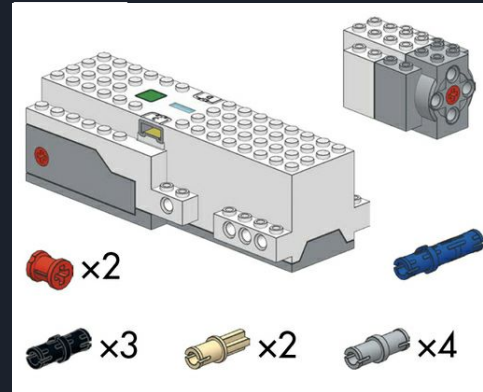
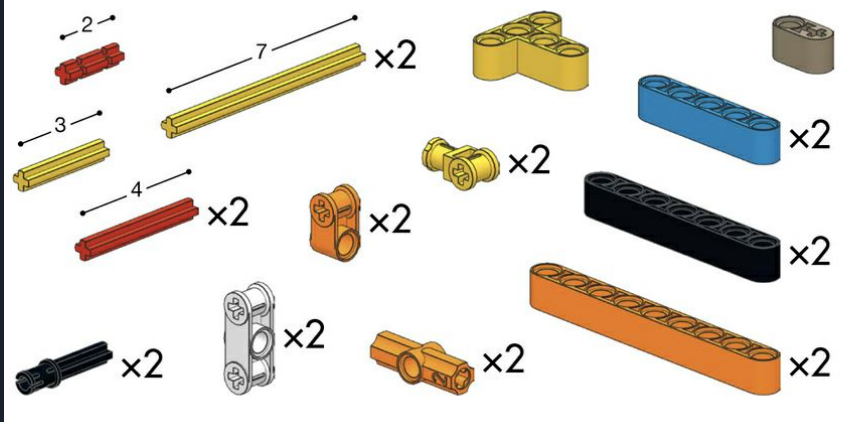


Try this or an idea of your own.

When ready, move on to the next build.




# Flapping Wings 2 Building - Part 1



Gather your parts and check out  
the next slides for building help.




# Flapping Wings 2 Building - Part 2



# Flapping Wings 2 Programming



Now it is time to add  
fun features to your  
vehicle. 

# Flapping Wings 2 Customizing

What if you added  
wheels or tracks  
to the Move Hub?



Try this or an idea of your own.

When ready, move on to the next build.