
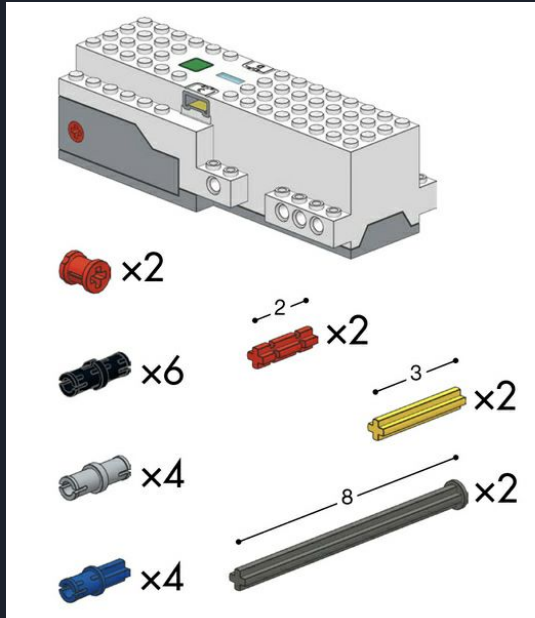
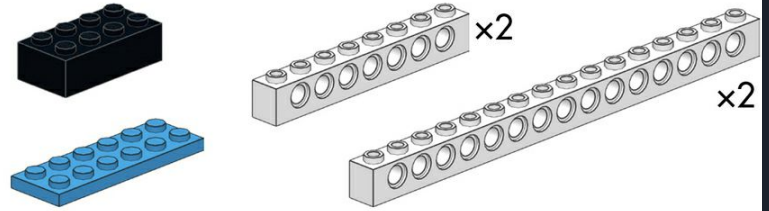




# Movement Part 2




Walking and  
Moving Like an Inchworm

# Walking Building - Part 1







Gather your parts and check out the next slides for building help.


# Walking Building - Part 2



# Walking Building - Part 3




# Walking Programming




1. Use the blocks below to test out your robot. Add loops or other features to improve the program.



Now it is time to add fun features to your vehicle. 



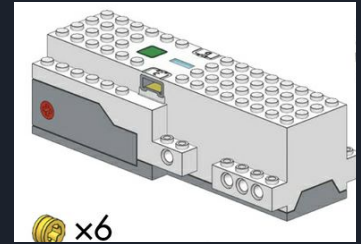
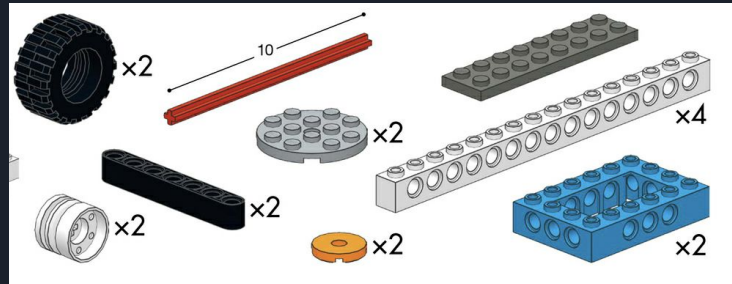

# Walking Customizing



Try this or an idea of your own.




When ready, move on to the next build.

# Moving Like an Inchworm Building - Part 1





Gather your parts and check out the next slides for building help.

# Moving Like an Inchworm Building - Part 2






# Moving Like an Inchworm Building - Part 3




# Moving Like an Inchworm Programming




1. Use the blocks below to test out your robot. Add loops or other features to improve the program.



Now it is time to add fun features to your vehicle. 

# Moving Like an Inchworm

## Customizing



Try this or an idea of your own.

When ready, move on to the next build.



The End

