
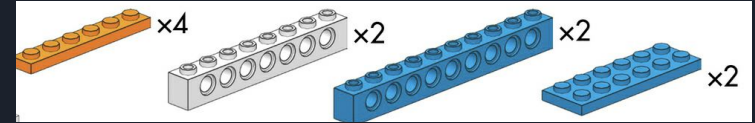



A blue parallelogram and a light green parallelogram are positioned in the top-left corner of the slide. The blue shape is partially behind the green one. Both shapes are tilted diagonally. The background of the slide is dark blue with several lighter blue diagonal stripes running from the bottom-left towards the top-right.



Using Motor A and B

Using Motor A and B Building - Part 1



Gather your parts and check out
the next slides for building help.


Using Motor A and B Building - Part 2



Using Motor A and B Programming

Experiment with your program to be sure you know which motor is A and which is B.

We are only using the Move Hub.



How can you apply this to an idea of your own?